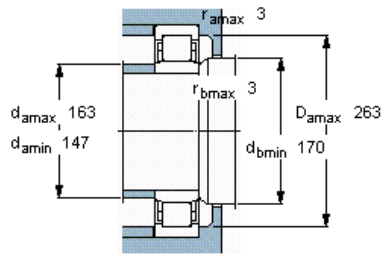
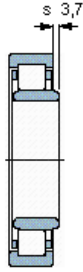
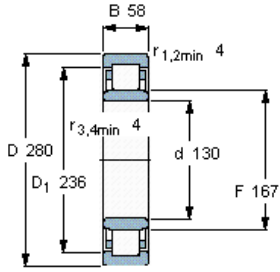
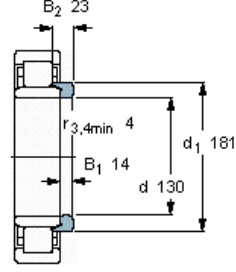


Cylindrical roller bearings, single row

Principal dimensions			Basic load ratings		Designation	Angle ring
d	D	B	dynamic C	static C0	* SKF Explorer bearing	Designation
mm			kN		-	-
130	280	58	720	750	NU 326 ECP *	HJ 326 EC



Calculation factors
 k_r 0,15
 e 0,2 γ 0,6



HJ 326 EC
 Mass kg 1,6